

Day 10: Action Verbs (eat, go, work)

Objective

By the end of the session, students will:

- Use **common action verbs** correctly
- Form **simple present tense sentences**
- Speak about daily actions fluently

Hour 1 – Foundation (Understanding + Guided Practice)

1. Warm-up (15 minutes)

Activity: Quick Revision

Students speak:

- 2 sentences using SVO
- 2 sentences using “I am / He is”

 Add:


- “Say 3 actions you do every day”

Example:

- “I eat food.”
- “I go to office.”
- “I work daily.”

2. Concept Teaching (30 minutes)

What are Action Verbs?

 Action verbs show **what we do**

Examples:

- Eat

- Go
- Work
- Study
- Play
- Watch
- Read
- Write

✦ Sentence Structures

1. I eat _____
2. I go to _____
3. I work in _____
4. I study _____
5. I play _____

✦ Examples

- I eat breakfast
- I go to office
- I work in a company
- I study English
- I play cricket
- I watch TV

☞ Keep sentences simple and real

📌 3. Controlled Practice (15 minutes)

Activity: Fill & Speak

Students complete:

- I eat _____
- I go to _____
- I work _____
- I study _____
- I play _____

☞ Speak one by one

Hour 2 – Fluency (Speaking Practice)

● 4. Speaking Activity (30 minutes)

Activity 1: Daily Action Speaking

Students speak:

- 5–10 sentences about daily actions

Example:

- “I wake up early. I eat breakfast. I go to office...”

Activity 2: Partner Questions

Students ask:

- What do you eat?
- Where do you go?
- Where do you work?

☞ Answer using full sentences

● 5. Real-Life Simulation (20 minutes)

Activity: “Talk About Your Day”

Scenario:

☞ Explain your daily activities

Students must:

- Use action verbs
- Speak continuously

● 6. Feedback & Correction (10 minutes)

Focus on:

- Correct verb usage

- Avoid “I am eat” ☐
- Use “I eat” ✓

Homework

Task 1: Write & Speak

- Write 10 sentences using action verbs

Task 2: Mirror Practice

- Speak daily routine using verbs

Task 3: Add Variety

- Add:
 - “I sometimes _____”
 - “I always _____”

Expected Output (End of Day 10)

Students will:

- ✓ Use action verbs correctly
- ✓ Speak about daily actions
- ✓ Form simple present sentences

Trainer Tips

- Focus on **real-life actions**
- Encourage repetition
- Keep sentences simple

Impact of Day 10

Students will:

- Speak more naturally
- Build fluency in daily conversations
- Reduce grammar mistakes

Day 10: Action Verbs – Dialogue-Based Learning

1. Warm-up (Quick Revision)

Dialogue 1: Revision Practice

Trainer: Good morning! Let's start with quick speaking.

Trainer: Say 2 sentences using simple structure.

Student: I eat food. I watch TV.

Trainer: Now say 2 sentences using "I am / He is".

Student: I am happy. He is my friend.

Trainer: Now tell me 3 actions you do every day.

Student: I eat food. I go to office. I work daily.

Trainer: Excellent!

Recording Tip:

- Keep responses quick and natural
- Encourage confidence

2. Concept Teaching (What are Action Verbs?)

Dialogue 2: Introduction to Action Verbs

Trainer: Today we will learn action verbs.

Trainer: Action verbs show what we do.

Trainer: Examples: eat, go, work, study, play, watch, read, write

Student: Okay.

Dialogue 3: Repeat Practice

Trainer: Repeat after me.

Trainer: Eat

Student: Eat

Trainer: Go

Student: Go

Trainer: Work

Student: Work

Trainer: Study

Student: Study

Trainer: Play

Student: Play

Trainer: Watch

Student: Watch

Practice Tip:

- Focus on pronunciation
- Repeat 2–3 times

3. Sentence Structures

Dialogue 4: Basic Patterns

Trainer: Listen and repeat.

Trainer: I eat breakfast.

Student: I eat breakfast.

Trainer: I go to office.

Student: I go to office.

Trainer: I work in a company.

Student: I work in a company.

Trainer: I study English.

Student: I study English.

Trainer: I play cricket.

Student: I play cricket.

Trainer: I watch TV.

Student: I watch TV.

4. Controlled Practice (Fill & Speak)

Dialogue 5: Sentence Completion

Trainer: Complete the sentence.

Trainer: I eat _____

Student: I eat breakfast.

Trainer: I go to _____

Student: I go to office.

Trainer: I work _____

Student: I work in a company.

Trainer: I study _____

Student: I study English.

Trainer: I play _____

Student: I play cricket.

Practice Tip:

- Encourage learners to give **real answers**

5. Speaking Activity (Daily Actions)

Dialogue 6: Daily Routine Speaking

Trainer: Now speak about your daily actions.

Student: I wake up early.

Student: I eat breakfast.

Student: I go to office.

Student: I work all day.

Student: I watch TV in the evening.

Trainer: Very good!

Practice Task:

- Speak 5–10 sentences continuously

6. Partner Practice (Question-Answer)

Dialogue 7: Conversation Practice

Student 1: What do you eat?

Student 2: I eat rice.

Student 1: Where do you go?

Student 2: I go to office.

Student 1: Where do you work?

Student 2: I work in a company.

Practice Tip:

- Answer in full sentences
- Avoid one-word answers

7. Real-Life Simulation

Dialogue 8: Talk About Your Day

Trainer: Now explain your full day.

Student:

“I wake up early. I eat breakfast. I go to work. I meet people. I come home in the evening. I watch TV and relax.”

Trainer: Excellent speaking!

Practice Task:

- Speak without stopping
- Use multiple action verbs

8. Feedback & Correction

Dialogue 9: Correcting Mistakes

Trainer: Let's correct some mistakes.


Trainer: "I am eat food"


Trainer: Correct: "I eat food"


Trainer: "I am go to office"

Trainer: Correct: "I go to office"

Trainer: Always use simple present:

 I eat

 I go

 I work

Student: Okay, I understand.

Homework Explanation

Dialogue 10: Homework Instructions

Trainer: Your homework is simple.

Trainer:

- Write 10 sentences using action verbs
- Speak them aloud

Trainer: Practice daily routine in front of a mirror.

Trainer: Use:

- I always _____
- I sometimes _____

Student: Okay, I will practice.

Closing Dialogue

Dialogue 11: Session Closing

Trainer: Today you learned action verbs.

Trainer: Now you can talk about your daily activities.

Trainer: Keep practicing every day.

Student: Thank you!

दिन 10: क्रिया शब्द (Action Verbs – eat, go, work)

🎯 उद्देश्य

इस सत्र के अंत तक छात्र:

- सामान्य क्रिया शब्दों का सही उपयोग करेंगे
- साधारण वर्तमान काल (Simple Present Tense) में वाक्य बनाएंगे
- दैनिक कार्यों के बारे में सहजता से बोल पाएंगे

📅 घंटा 1 – आधार (समझ + मार्गदर्शित अभ्यास)

□ 1. वार्म-अप (15 मिनट)

गतिविधि: त्वरित पुनरावृत्ति

छात्र बोलेंगे:

- SVO का उपयोग करके 2 वाक्य
- “I am / He is” का उपयोग करके 2 वाक्य

🗨️ जोड़ें:

- “आप रोज़ कौन से 3 काम करते हैं?”

उदाहरण:

- “I eat food.”
- “I go to office.”
- “I work daily.”

□ 2. अवधारणा सिखाना (30 मिनट)

★ क्रिया शब्द (Action Verbs) क्या होते हैं?

🗨️ क्रिया शब्द बताते हैं कि हम क्या करते हैं

उदाहरण:

- Eat (खाना)
- Go (जाना)
- Work (काम करना)
- Study (पढ़ना)
- Play (खेलना)
- Watch (देखना)
- Read (पढ़ना)
- Write (लिखना)

★ वाक्य संरचना

1. I eat _____
2. I go to _____
3. I work in _____
4. I study _____
5. I play _____

★ उदाहरण

- I eat breakfast
- I go to office
- I work in a company
- I study English
- I play cricket
- I watch TV

☞ वाक्य सरल और वास्तविक रखें

□ 3. नियंत्रित अभ्यास (15 मिनट) गतिविधि: भरें और बोलें

छात्र पूरा करेंगे:

- I eat _____
- I go to _____
- I work _____
- I study _____
- I play _____

☞ एक-एक करके बोलें

▣ घंटा 2 - प्रवाह (बोलने का अभ्यास)

● 4. बोलने की गतिविधि (30 मिनट)

गतिविधि 1: दैनिक कार्य बोलना

छात्र 5-10 वाक्य बोलेंगे

उदाहरण:

- “I wake up early. I eat breakfast. I go to office...”

गतिविधि 2: जोड़ी में प्रश्न-उत्तर

छात्र पूछेंगे:

- What do you eat?
- Where do you go?
- Where do you work?

👉 पूरे वाक्य में उत्तर दें

● 5. वास्तविक जीवन अभ्यास (20 मिनट)

गतिविधि: “अपने दिन के बारे में बताओ”

परिस्थिति:

👉 अपने दैनिक कार्यों का वर्णन करें

छात्र:

- क्रिया शब्दों का उपयोग करेंगे
 - लगातार बोलेंगे
-

● 6. फीडबैक और सुधार (10 मिनट)

ध्यान दें:

- सही क्रिया का उपयोग
 - “I am eat” ❌
 - “I eat” ✔
-

🏠 गृहकार्य

कार्य 1: लिखें और बोलें

- 10 वाक्य क्रिया शब्दों के साथ लिखें
- उन्हें ज़ोर से बोलें

कार्य 2: मिरर प्रैक्टिस

- क्रिया शब्दों का उपयोग करके अपनी दिनचर्या बोलें

कार्य 3: विविधता जोड़ें

- “I sometimes _____”
 - “I always _____”
-

👉 अपेक्षित परिणाम (दिन 10 के अंत तक)

छात्र:

- ✔ क्रिया शब्दों का सही उपयोग करेंगे

- ✓ दैनिक कार्यों के बारे में बोल पाएंगे
- ✓ सरल वर्तमान काल में वाक्य बनाएंगे

💡 ट्रेनर टिप्स

- वास्तविक जीवन के कार्यों पर ध्यान दें
- दोहराव को प्रोत्साहित करें
- वाक्य सरल रखें

🚀 दिन 10 का प्रभाव

छात्र:

- अधिक स्वाभाविक रूप से बोलेंगे
- दैनिक बातचीत में प्रवाह विकसित करेंगे
- व्याकरण की गलतियाँ कम करेंगे

📌 □ Day 10: Action Verbs – संवाद आधारित सीखना

1. वार्म-अप (त्वरित पुनरावृत्ति)

🗣️ संवाद 1: पुनरावृत्ति अभ्यास

Trainer: Good morning! Let's start with quick speaking.

Student: I eat food. I watch TV.

Trainer: Now say 2 sentences using "I am / He is".

Student: I am happy. He is my friend.

Trainer: Now tell me 3 actions you do every day.

Student: I eat food. I go to office. I work daily.

Trainer: Excellent!

📌 रिकॉर्डिंग टिप:

- जवाब छोटे और स्वाभाविक रखें
- आत्मविश्वास बढ़ाएँ

2. अवधारणा सिखाना

🗨️ संवाद 2: क्रिया शब्द परिचय

Trainer: Today we will learn action verbs.

Trainer: Action verbs show what we do.

Trainer: Examples: eat, go, work, study, play, watch, read, write

Student: Okay.

🗨️ संवाद 3: दोहराव अभ्यास

Trainer: Repeat after me.

Trainer: Eat

Student: Eat

Trainer: Go

Student: Go

Trainer: Work

Student: Work

Trainer: Study

Student: Study

Trainer: Play

Student: Play

Trainer: Watch

Student: Watch

🎧 प्रैक्टिस टिप:

- उच्चारण पर ध्यान दें
- 2-3 बार दोहराएँ

3. वाक्य संरचना

🗨️ संवाद 4: मूल पैटर्न

Trainer: Listen and repeat.

Trainer: I eat breakfast.

Student: I eat breakfast.

Trainer: I go to office.

Student: I go to office.

Trainer: I work in a company.

Student: I work in a company.

Trainer: I study English.

Student: I study English.

Trainer: I play cricket.

Student: I play cricket.

Trainer: I watch TV.

Student: I watch TV.

4. नियंत्रित अभ्यास

🗨️ संवाद 5: वाक्य पूरा करें

Trainer: I eat _____

Student: I eat breakfast.

Trainer: I go to _____

Student: I go to office.

Trainer: I work _____

Student: I work in a company.

Trainer: I study _____

Student: I study English.

Trainer: I play _____

Student: I play cricket.

5. बोलने की गतिविधि

🗨️ संवाद 6: दैनिक कार्य

Trainer: Now speak about your daily actions.

Student: I wake up early.

Student: I eat breakfast.

Student: I go to office.

Student: I work all day.

Student: I watch TV in the evening.

Trainer: Very good!

6. जोड़ी अभ्यास

🗨️ संवाद 7: बातचीत अभ्यास

Student 1: What do you eat?

Student 2: I eat rice.

Student 1: Where do you go?

Student 2: I go to office.

Student 1: Where do you work?

Student 2: I work in a company.

7. वास्तविक जीवन अभ्यास

🗨️ संवाद 8: अपने दिन के बारे में बताएं

Trainer: Now explain your full day.

Student:

“I wake up early. I eat breakfast. I go to work. I meet people. I come home in the evening. I watch TV and relax.”

Trainer: Excellent speaking!

8. फीडबैक और सुधार

🗣️ संवाद 9: गलतियों को सुधारना

Trainer: “I am eat food” ☐

Trainer: Correct: “I eat food” ☐

Trainer: “I am go to office” ☐

Trainer: Correct: “I go to office” ☐

Trainer: Always use simple present:

☞ I eat

☞ I go

☞ I work

Student: Okay, I understand.

🏠 गृहकार्य

🗣️ संवाद 10: गृहकार्य निर्देश

Trainer: Write 10 sentences using action verbs.

Trainer: Speak them aloud.

Trainer: Practice in front of a mirror.

Trainer: Use:

• I always _____

• I sometimes _____

Student: Okay, I will practice.

🎬 समापन संवाद

Trainer: Today you learned action verbs.

Trainer: Now you can talk about your daily activities.

Trainer: Keep practicing every day.

Student: Thank you!

दिवस 10: क्रिया शब्द (Action Verbs – eat, go, work)

🎯 उद्दिष्ट

या सत्राच्या शेवटी विद्यार्थी:

- सामान्य क्रिया शब्दांचा योग्य वापर करतील
- साध्या वर्तमानकाळात (Simple Present Tense) वाक्य तयार करतील
- दैनंदिन क्रियांबद्दल सहजपणे बोलू शकतील

📌 तास 1 - पायाभूत (समज + मार्गदर्शित सराव)

□ 1. वॉर्म-अप (15 मिनिटे)

क्रियाकलाप: जलद पुनरावलोकन

विद्यार्थी बोलतील:

- SVO वापरून 2 वाक्य
- “I am / He is” वापरून 2 वाक्य

🗨️ जोडा:

- “तुम्ही रोज कोणती 3 कामे करता?”

उदाहरण:

- “I eat food.”
- “I go to office.”
- “I work daily.”

□ 2. संकल्पना शिकवणे (30 मिनिटे)

★ **क्रिया शब्द म्हणजे काय?**

🗨️ क्रिया शब्द आपण काय करतो ते दाखवतात

उदाहरणे:

- Eat (खाणे)
- Go (जाणे)
- Work (काम करणे)
- Study (अभ्यास करणे)
- Play (खेळणे)
- Watch (पाहणे)
- Read (वाचणे)
- Write (लिहिणे)

★ **वाक्य रचना**

1. I eat _____
2. I go to _____
3. I work in _____
4. I study _____
5. I play _____

✦ उदाहरणे

- I eat breakfast
- I go to office
- I work in a company
- I study English
- I play cricket
- I watch TV

☞ वाक्ये सोपी आणि वास्तव ठेवा

□ 3. नियंत्रित सराव (15 मिनिटे)

क्रियाकलाप: Fill & Speak

विद्यार्थी पूर्ण करतील:

- I eat _____
- I go to _____
- I work _____
- I study _____
- I play _____

☞ एक-एक करून बोला

▣ तास 2 - प्रवाहीपणा (Speaking Practice)

● 4. बोलण्याची क्रिया (30 मिनिटे)

क्रियाकलाप 1: दैनंदिन क्रिया बोलणे

विद्यार्थी 5-10 वाक्य बोलतील

उदाहरण:

- “I wake up early. I eat breakfast. I go to office...”

क्रियाकलाप 2: जोडीमध्ये प्रश्न-उत्तर

विद्यार्थी विचारतील:

- What do you eat?
- Where do you go?
- Where do you work?

☞ पूर्ण वाक्यात उत्तर द्या

● 5. प्रत्यक्ष जीवन सराव (20 मिनिटे)

क्रियाकलाप: “तुमच्या दिवसाबद्दल बोला”

परिस्थिती:

☞ तुमच्या दैनंदिन क्रियांचे वर्णन करा

विद्यार्थ्यांनी:

- क्रिया शब्द वापरावेत
 - सतत बोलावे
-

● 6. फीडबॅक आणि दुरुस्ती (10 मिनिटे)

लक्ष द्या:

- योग्य क्रियापद वापर
 - “I am eat” ❌
 - “I eat” ✓
-

🏠 गृहपाठ

कार्य 1: लिहा आणि बोला

- क्रिया शब्द वापरून 10 वाक्य लिहा
- मोठ्याने बोला

कार्य 2: मिरर प्रॅक्टिस

- क्रिया शब्द वापरून तुमची दिनचर्या सांगा

कार्य 3: विविधता जोडा

- “I sometimes _____”
 - “I always _____”
-

☞ अपेक्षित परिणाम (दिवस 10 शेवटी)

विद्यार्थी:

- ✓ क्रिया शब्द योग्य वापरतील

- ✓ दैनंदिन क्रियांबद्दल बोलतील
- ✓ साध्या वर्तमानकाळात वाक्य तयार करतील

💡 ट्रेनर टिप्स

- वास्तविक जीवनातील क्रियांवर लक्ष केंद्रित करा
- पुनरावृत्तीला प्रोत्साहन द्या
- वाक्ये सोपी ठेवा

🚀 दिवस 10 चा प्रभाव

विद्यार्थी:

- अधिक नैसर्गिकपणे बोलतील
- दैनंदिन संभाषणात प्रवाहीपणा वाढेल
- व्याकरणातील चुका कमी होतील

दिवस 10: Action Verbs – संवाद आधारित शिक्षण

1. वॉर्म-अप (जलद पुनरावलोकन)

🗣️ संवाद 1: पुनरावलोकन सराव

Trainer: Good morning! Let's start with quick speaking.

Student: I eat food. I watch TV.

Trainer: Now say 2 sentences using "I am / He is".

Student: I am happy. He is my friend.

Trainer: Now tell me 3 actions you do every day.

Student: I eat food. I go to office. I work daily.

Trainer: Excellent!

🎧 रेकॉर्डिंग टिप:

- उत्तरे जलद आणि नैसर्गिक ठेवा
- आत्मविश्वास वाढवा

2. संकल्पना शिकवणे

🗨️ संवाद 2: क्रिया शब्द परिचय

Trainer: Today we will learn action verbs.

Trainer: Action verbs show what we do.

Trainer: Examples: eat, go, work, study, play, watch, read, write

Student: Okay.

🗨️ संवाद 3: पुनरावृत्ती सराव

Trainer: Repeat after me.

Trainer: Eat

Student: Eat

Trainer: Go

Student: Go

Trainer: Work

Student: Work

Trainer: Study

Student: Study

Trainer: Play

Student: Play

Trainer: Watch

Student: Watch

🗨️ प्रॅक्टिस टिप:

- उच्चारार लक्ष द्या
- 2-3 वेळा पुनरावृत्ती करा

3. वाक्य रचना

🗨️ संवाद 4: मूलभूत नमुने

Trainer: Listen and repeat.

Trainer: I eat breakfast.

Student: I eat breakfast.

Trainer: I go to office.

Student: I go to office.

Trainer: I work in a company.

Student: I work in a company.

Trainer: I study English.

Student: I study English.

Trainer: I play cricket.

Student: I play cricket.

Trainer: I watch TV.

Student: I watch TV.

4. नियंत्रित सराव

🗨️ संवाद 5: वाक्य पूर्ण करा

Trainer: I eat _____

Student: I eat breakfast.

Trainer: I go to _____

Student: I go to office.

Trainer: I work _____

Student: I work in a company.

Trainer: I study _____

Student: I study English.

Trainer: I play _____

Student: I play cricket.

5. बोलण्याची क्रिया

🗨️ संवाद 6: दैनंदिन क्रिया

Trainer: Now speak about your daily actions.

Student: I wake up early.

Student: I eat breakfast.

Student: I go to office.

Student: I work all day.

Student: I watch TV in the evening.

Trainer: Very good!

6. जोडी सराव

🗨️ संवाद 7: संभाषण सराव

Student 1: What do you eat?

Student 2: I eat rice.

Student 1: Where do you go?

Student 2: I go to office.

Student 1: Where do you work?

Student 2: I work in a company.

7. प्रत्यक्ष जीवन सराव

🗨️ संवाद 8: तुमचा दिवस सांगा

Trainer: Now explain your full day.

Student:

“I wake up early. I eat breakfast. I go to work. I meet people. I come home in the evening. I watch TV and relax.”

Trainer: Excellent speaking!

8. फीडबॅक आणि दुरुस्ती

🗨️ संवाद 9: चुका दुरुस्त करणे

Trainer: “I am eat food” ☐

Trainer: Correct: “I eat food” ☐

Trainer: “I am go to office” ☐

Trainer: Correct: “I go to office” ☐

Trainer: Always use simple present:

☞ I eat

☞ I go

☞ I work

Student: Okay, I understand.

🏠 गृहपाठ

🗨️ संवाद 10: गृहपाठ सूचना

Trainer: Write 10 sentences using action verbs.

Trainer: Speak them aloud.

Trainer: Practice in front of a mirror.

Trainer: Use:

• I always _____

• I sometimes _____

Student: Okay, I will practice.

🎬 समारोप संवाद

Trainer: Today you learned action verbs.

Trainer: Now you can talk about your daily activities.

Trainer: Keep practicing every day.

Student: Thank you!